



District: Kenai Peninsula Borough School District **SUBJECT:** SCIENCE
Test Date: Spring 2017

Achievement Level Summary

Group	# Tested	% in Each Level			
District	1,806	19.5	23.0	30.7	26.9
State	25,312	29.1	24.5	26.5	19.9



Achievement Level Summary | By Grade

Grade	Group	# Tested	% in Each Level			
4	District	638	15.5	29.6	32.9	21.9
	State	9,528	29.7	30.7	24.7	14.9
8	District	616	22.6	18.2	29.7	29.5
	State	8,420	32.7	20.4	25.5	21.4
10	District	552	20.7	20.7	29.2	29.5
	State	7,364	24.2	21.3	29.9	24.6



Achievement Levels







Overall scores on the Science Assessment are divided into four achievement levels: Advanced, Proficient, Below Proficient, and Far Below Proficient.

Scale Scores

The number of students, median scale score, mean scale score, and the standard error of the mean are reported at the district and state level in the table below. The median is the middle score in the ordered list of all students' scale scores and is shown by the colored bar. The —●— symbol shows the mean, or average, of all the students' scale scores; the dark circle is the mean and the lines on either side of the circle represent two standard errors of the mean.

For more information, see the Educator and Parent Guides to Reports at <https://education.alaska.gov/tls/assessments/peaks.html>

Score Summary — By Grade

Grade	Group	# Tested	Scale Score Median/Mean	Score					
				100	200	300	400	500	600
4	District	638	310/309						
	State	9,528	280/283						
8	District	616	321/318						
	State	8,420	294/298						
10	District	552	322/319						
	State	7,364	305/310						

District: Kenai Peninsula Borough School District **SUBJECT:** SCIENCE
Test Date: Spring 2017

Performance by Standard

The table below shows how the performance of the district and state compared to the state standard for proficiency on specific areas of the science test.

Grade	# Tested	Science Standard	District	State
4	638	Inquiry, Technology, and Nature of Science	≡	▽
		Concepts of Physical Science	△	▽
		Concepts of Life Science	△	▽
		Concepts of Earth Science	△	▽
8	616	Inquiry and Nature of Science	△	≡
		Concepts of Physical Science	△	△
		Concepts of Life Science	△	△
		Concepts of Earth Science	△	▽
10	552	Inquiry, Technology, Society, and Nature of Science	△	△
		Concepts of Physical Science	△	△
		Concepts of Life Science	△	△
		Concepts of Earth Science	△	△

Performance Results Key
 The district or state

△ <i>did better than</i> the state standard for proficiency.	▽ <i>did not do as well as</i> the state standard for proficiency.
≡ <i>did about as well as</i> the state standard for proficiency.	■ <i>did not attempt any items in this category.</i>